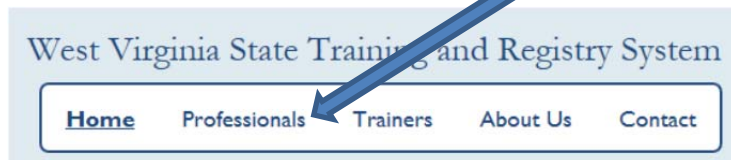


How to Drop a Course From My Dashboard

1. Go to wvstars.org




2. Click on the Professionals Tab



3. Scroll to the bottom of the page and click on Login

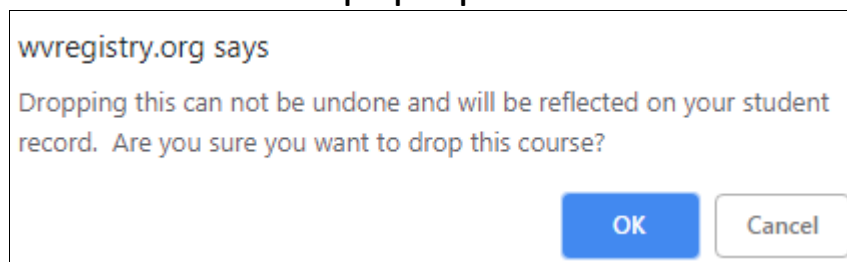



Use your WV STARS Registry ID as your login and password unless you have already updated your login information

4. On  My Dashboard select the title of the course.

5. Select the  option at the top of the screen.

6. Select OK on the pop-up notification



7. The course will no longer be visible in  My Dashboard

West Virginia State Training and Registry System

611 7th Ave, Suite 322 Huntington, WV 2570 Phone: (304) 522-7827 or (855) 822-STAR Fax: (304) 529-2535

www.wvstars.org Email: wvstars@rvcds.org